

## **Year 1 Newsletter**

**Friday 12<sup>th</sup> September 2025**

Dear Parent / Carer,

In English lessons this week, we have been focusing on writing using a 'high five' sentence (1. Capital letters, 2. Finger spaces, 3. Full stops, 4. Makes sense, 5. Neat school handwriting). These 5 important aspects are the Year 1 Autumn writing targets.

During Phonics lessons, we have been recapping the Phase 3 phonemes. Our tricky words for the week have been: what, when, he, she, we, be, me, have and love. These are the words the children need to be able to sight read. An overview of the phonics taught this week is attached to your child's Home Learning Folder.

This week, your child has been given a reading book from the Little Wandle Scheme. In order to ensure confidence, fluency and comprehension are well established, it is important this book is read at home daily. Your child's reading book must be brought to school every day, to enable them to read their book as part of the group reading sessions.

In Maths, we have been finding ways to group and sort items based on different criteria. Next week, we will be finding different ways to represent a number through counters, objects, jottings and written digits.

We will be continuing to use your child's Seesaw account throughout Year 1. Seesaw will be used to inform you of work completed in class along with any special events or activities that have taken place throughout the week. If you have any questions regarding logging into Seesaw, then please ask via your child's home/schoolbook.

This week, your child has been sent home with their 'Home Learning folder'. This is the system we use in Year 1 for homework. As part of the Home Learning, we will be setting weekly activities on Purple Mash. Your child's Purple Mash log-in details have been uploaded to your child's Seesaw account. This week, the Purple Mash challenge is to log into your account and send your class teacher an email about something you have got up to at the weekend. Please see the attached 'How to send an e-mail' guide to help you do this.

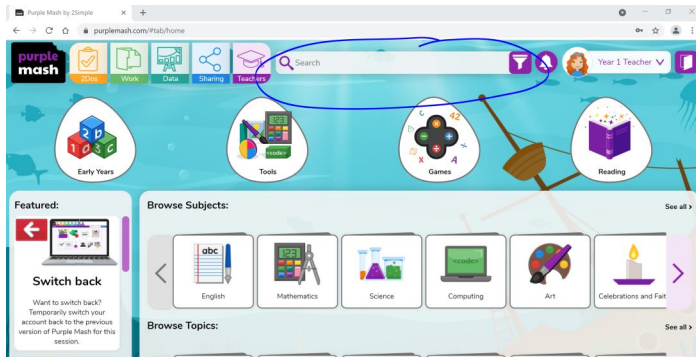
The Home/School link books (Orange or Blue) will continue to be used in Y1 for any messages. However, if you need to share an urgent message that needs to be passed onto your child's teacher at the start of the school day, please phone and leave a message with the school office.

Finally, on Tuesday 23<sup>rd</sup> September at 5.30pm, we will be holding a Year 1 Information Evening. The purpose of this meeting is to explain about the Year 1 curriculum and how English and Maths is taught in Year 1. The open evening will have a focus on Phonics and how to help support your child with their reading and writing at home. For you to receive information on how your child will progress throughout this year we encourage you to attend if possible.

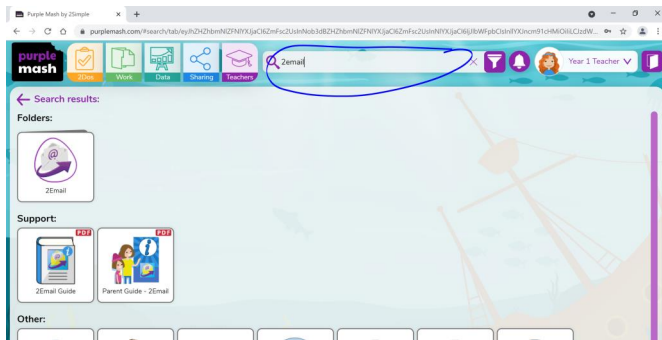
Miss Hepworth and Miss Nicholson

## How to send your teacher an email using 2email on Purple Mash

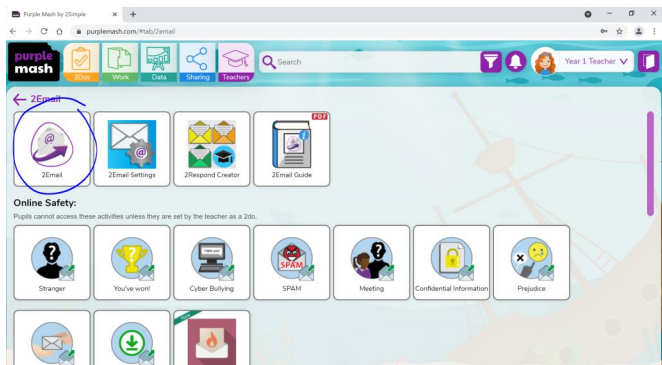
1. Once you have signed in, click the search bar on the homepage as shown below:



2. Type '2email' and then click on the 2email icon:



3. Again, click on the 2email icon:



4. To compose a new email, click on "Write Email".



5. Follow these steps:

1. Type in the name of your teacher's email:

Year 1 teacher

2. Let the teacher know what your email is about by typing in the 'subject' box. For example, you might type 'Homework' if it is about your homework.
3. Type a message to your teacher. Remember to use capital letters and full stops.
4. When you have finished your email, press send.

