


Dear Parent / Carer,

In English lessons this week, we have been focusing on writing using a 'high five' sentence (1. Capital letters, 2. Finger spaces, 3. Full stops, 4. Makes sense, 5. Neat school handwriting). These important 5 aspects are the Year 1 Autumn writing targets.

During Phonics lessons, we have been recapping the Phase 3 phonemes. Our tricky words for the week have been: what, when, he, she, we, be, me, have and love. These are the words the children need to be able to sight read. An overview of the phonics taught this week is attached to your child's Home Learning Folder.



In Maths, we have been finding different ways to represent a number through counters, objects, jottings and written digits. Next week, we will be finding one more and one less than a number and showing this in lots of different ways.

In Geography we have been looking at different types of maps such as street maps, bus routes and world maps and have been comparing the similarities and differences. We have used directional language to help us create our own 'messy map' of our classroom. Next week, we will be exploring the different features of the school grounds.

We would like to say how impressed we were by the number of children who attempted their Home Learning. As part of the Home Learning, we will be setting weekly activities on Purple Mash. Your child's Purple Mash log-in details are attached to the back page of their orange Home-School book. This week, the Purple Mash challenge is to log into your account and send your class teacher an email about something you have got up to at the weekend. Please see the attached 'How to send an e-mail' guide to help you do this. Additionally, you can also watch our online guide on our [website](#).

Alongside Purple Mash, we will be continuing to use your child's Seesaw account throughout Year 1. Seesaw will be used to inform you of work completed in class along with any special events or activities that have taken place throughout the week. If you have any questions regarding logging into Purple Mash or Seesaw, then please ask via your child's home/schoolbook.

**Reminder:** 1H will have their first swimming lesson on **Monday 18<sup>th</sup> September**. 1N will have their first swimming lesson **Monday 25<sup>th</sup> September**. From **2<sup>nd</sup> October**, both classes will swim each Monday afternoon.

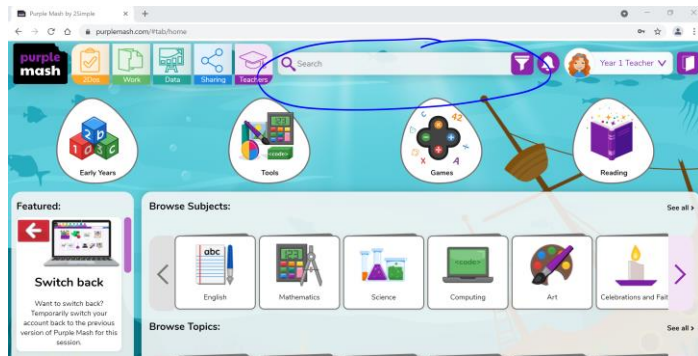
**On Thursday 28<sup>th</sup> September, we will be holding a Year 1 Open Evening. The purpose of this meeting is to explain about the Year 1 curriculum and how English and Maths is taught in Year 1. The open evening will have a focus on Phonics and how to help support your child with their reading and writing at home. For you to receive information on how your child will progress throughout this year we encourage you to attend if possible.**

**Finally, we would like to invite you to our first Open Door.** We would like to invite a maximum of 2 people per child, this can include a younger sibling, however we do ask that there are no prams in the classrooms. **1H's open door will be on Tuesday 17<sup>th</sup> October** and **1N will have theirs on Thursday 19<sup>th</sup> October**. Both sessions will **start at 9.10am and finish at 9:40am**.

Many Thanks  
Miss Hepworth and Miss Nicholson

## How to send your teacher an email using 2email on Purple Mash

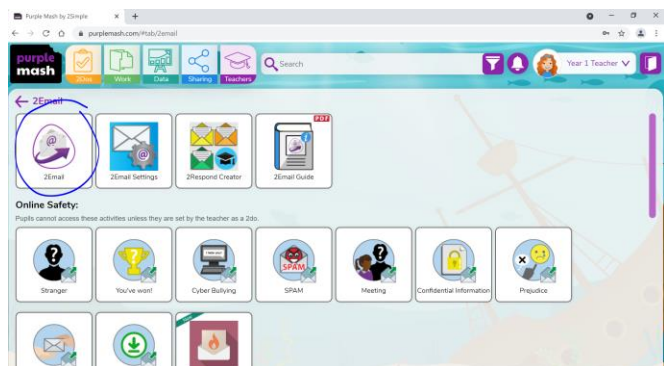
1. Once you have signed in, click the search bar on the homepage as shown below:



2. Type '2email' and then click on the 2email icon:



3. Again, click on the 2email icon:



4. To compose a new email, click on "Write Email".



5. Follow these steps:

1. Type in the name of your teacher's email:

Year 1 teacher

2. Let the teacher know what your email is about by typing in the 'subject' box. For example, you might type 'Homework' if it is about your homework.
3. Type a message to your teacher. Remember to use capital letters and full stops.
4. When you have finished your email, press send.

