


Year 1 Newsletter

Friday 16th September 2022

Dear Parent / Carer,

In English lessons this week, we have been focusing on writing using a 'high five' sentence (1. Capital letters, 2. Finger spaces, 3. Full stops, 4. Makes sense, 5. Neat school handwriting). These important 5 aspects are the Year 1 Autumn writing targets. During phonics lessons, we have been recapping the Phase 3 phonemes. Our tricky words for the week have been: what, when, he, she, we, be, me, have and love. These are the words the children need to be able to sight read. An overview of the phonics taught this week is attached to your child's Home Learning Folder.

This week, your child has been given a reading book from the Little Wandle scheme. As part of our review process, some children may be re-reading books from a lower stage at this early point in the school year. Your child's reading book must be brought to school every day, to enable them to read their book as part of the group reading sessions. Please continue to encourage your child to read at home daily. We thank you for your support with this.



In Maths, we have been finding different ways to represent a number through counters, objects, jottings and written digits. Next week, we will be finding one more and one less than a number and showing this in lots of different ways.

This week in CCL, our work has been Geography based. We used maps to locate and discuss places that we visited during the summer holidays. The children have been encouraged to talk about buildings and landmarks that they saw and activities that they did. Next week, we will be learning about the different countries and flags of the UK.



On Monday, 1H thoroughly enjoyed their first swimming lesson! Due to the Bank Holiday on Monday 19th September, 1N will swim on Monday 26th September. Both classes will then swim from 3rd October.

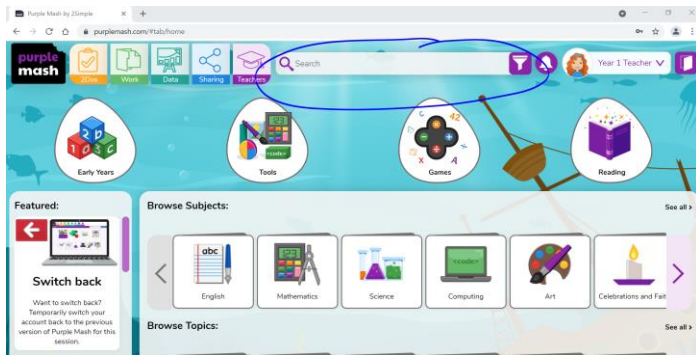
Finally, we would like to say how impressed we were by the number of children who attempted their Home Learning. As part of the Home Learning, we will be setting weekly activities on Purple Mash. Your child's Purple Mash log-in details are attached to the back page of their orange/blue Home-School book. This week, the Purple Mash challenge is to log into your account and send your class teacher an email about something you have got up to at the weekend. Please see the attached 'How to send an e-mail' guide to help you do this. Additionally, you can also watch our online guide on our [website](#).

Many Thanks

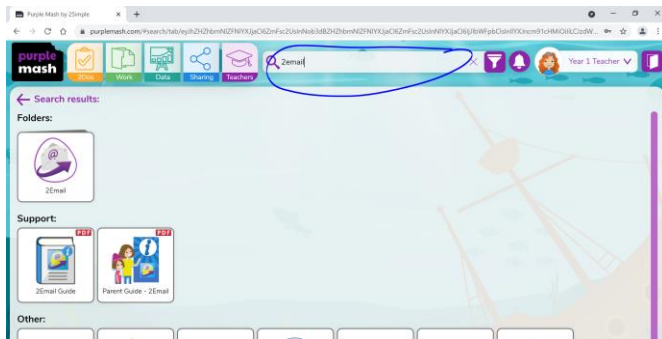
Miss Hepworth and Miss Nicholson

How to send your teacher an email using 2email on Purple Mash

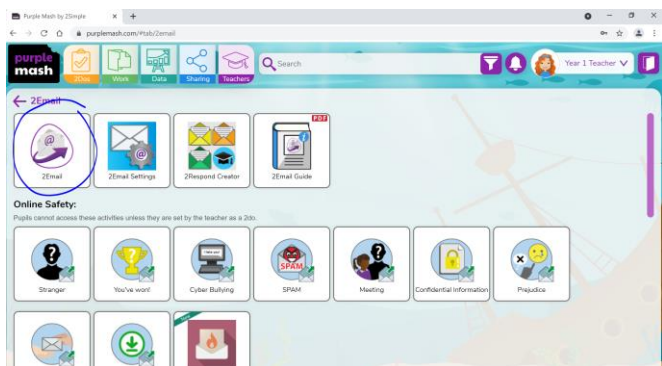
1. Once you have signed in, click the search bar on the homepage as shown below:



2. Type '2email' and then click on the 2email icon:



3. Again, click on the 2email icon:



4. To compose a new email, click on "Write Email".



5. Follow these steps:

1. Type in the name of your teacher's email:

Year 1 teacher

2. Let the teacher know what your email is about by typing in the 'subject' box. For example, you might type 'Homework' if it is about your homework.
3. Type a message to your teacher. Remember to use capital letters and full stops.
4. When you have finished your email, press send.

