

Year 1 Newsletter

Friday 18th September 2020

Dear Parent / Carer,

In English lessons this week, we have been focusing on writing using a 'high five' sentence (1. Capital letters, 2. Finger spaces, 3. Full-stops, 4. Makes sense, 5. Neat school handwriting). These important 5 aspects are the Year 1 Autumn writing targets. We have put a copy on the back for you to look at with your child. During the course of the week, we have also revised the 'sh', 'ch', 'th', 'ng' and 'qu' digraphs.

Next week, we will begin a narrative unit of work based on the story 'Paddington's Post' by Michael Bond. We will be asking questions and writing postcards to find out where Paddington has been.



In phonics lessons, we will be working with the 'ai' (rain) 'ee' (sheep) and 'or'(fork) sounds, as well as recapping on the following tricky-star words: they, was, are, you, my, by.

In Numeracy, we have been reading, writing and ordering numbers to 20. We have also been grouping and sorting classroom items based on different criteria and identifying which group has the largest amount. Next week, we will be finding different ways to represent a number through counters, objects, jottings and written digits.

This week, our CCL work has been Geography based. We used maps to locate and discuss places that we visited during the summer holidays. The children have been encouraged to talk about buildings and landmarks that they saw and activities that they did. Next week, we will be learning about the different countries and flags of the UK.

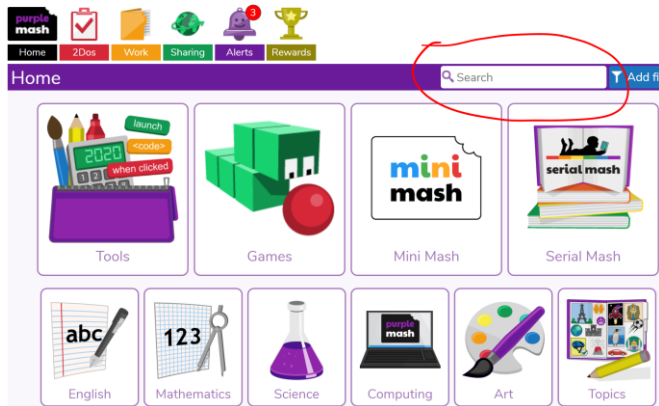
Today we have sent each child home with their 'Home Learning' folders. This is the system we use in Year 1 for homework. We recommend that you take the time to help your child complete as much of it as they can, as it helps to consolidate what has been taught in class. The Word Box part of the Home Learning sheet is similar to the Reception word lists; your child needs to be able to read each word. If they find this very easy, please encourage them to practise spelling the words too. Children will be tested on their spellings every Friday morning. New Home Learning will be sent out at the end of the week and will be checked by a school adult on Tuesday. In addition to a 'Home Learning' folder, we will be setting some activities on Purple Mash. This week the Purple Mash challenge is to log into your account and send your class teacher an email about something you have got up to at the weekend. Please see the attached 'How to send an e-mail' guide to help you do this. Also, some of you might have noticed you are unable to log into Purple Mash at home – Please see inside the orange home school book for your child's updated password.

Many Thanks

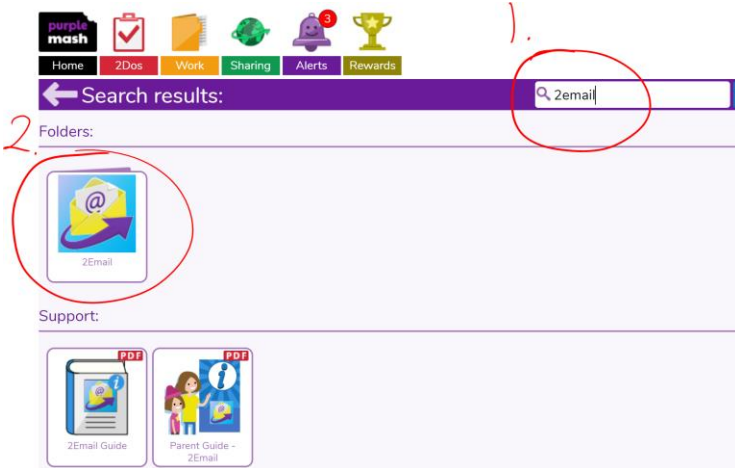
Miss Vine and Miss Hepworth

How to send your teacher an email using 2email on Purple Mash

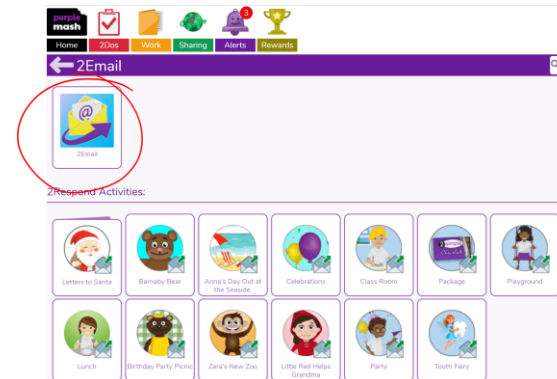
1. Once you have signed in, click the search bar on the homepage as shown below:



2. Type '2email' and then click on the 2email icon:



3. Again, click on the 2email icon:



4. To compose a new email, click on the envelope with a green + sign.



5. Follow these steps:

1. Type in the name of your teacher's email:

Year 1 teacher

2. Let the teacher know what your email is about by typing in the 'subject' box. For example, you might type 'Homework' if it is about your homework.

3. Type a message to your teacher. Remember to use CL and FS!

4. When you have finished your email, press send.

