

Woodhouse - Home Learning Week 12: 29.06.20 This week is 'Wimbledon week!'

This week should have been when Wimbledon started. We have decided to celebrate it still and look forward to next year!

Computing

The thinkuknow website have created some free home activity packs which we would like you to have a go at this week:

<https://www.thinkuknow.co.uk/parents/Support-tools/home-activity-worksheets/>




Science

Create a bug hotel! Find out how here:

<https://www.chesterzoo.org/schools/resources/how-to-build-a-bug-hotel-collection/> Upload a photo onto the Science blog.

KS1 - Write sentences about the bugs that visit.



KS2 - Write a set of instructions - 'How to build a Bug Hotel.'



RE

An inspirational leader is somebody who inspires us and motivates us to be the best we can be. Think about who inspires you. This could be a religious leader or a non-religious leader such as a family member, sports person or a famous person. Draw a picture of your inspirational person and answer the following questions:

- Who is this person and why do they inspire you?
- What has this person achieved in their lifetime?
- What has this person inspired you to do?
- What skills/qualities does this person have?



Download the activity sheet from the school website to help you set out your work.

Art

Have a go at designing a new Wimbledon men's and women's trophy. Templates have been uploaded for you.



History

All ages - The Wombles! (The Wombles lived on Wimbledon Common!)

Your grown-ups might remember this television programme. Ask them! If they don't remember it, ring a family member who might!

- https://www.youtube.com/watch?v=21m_XC4VYXs
- <https://www.youtube.com/watch?v=wNZOQ4aknJQ>
- <https://www.youtube.com/watch?v=XWQMMPFtoG4>
- https://www.youtube.com/watch?v=KxX7v_5OrfM

You could: write about them, draw pictures or write about why your grown-up enjoyed the TV programme.

KS2 - Find out about the history of Wimbledon tennis by downloading the resources from the school website. Create a fact-file or vlog about the history of Wimbledon tennis.



Music

Simply learn a song and enjoy singing it to your family. If you would like to record it, then we would love to have a listen!



PE

The Yorkshire Sport Foundation YouTube channel is a brilliant place to find some PE lessons:

<https://www.youtube.com/user/WestYorkshireSport>




Also watch Miss Walker and Miss Vine's tennis challenge video. Can you beat their score?

Reading

Keep reading your books at home and writing your book reviews. Can you recommend a book on your year group blog?

We have uploaded a Wimbledon Power Point and some Wimbledon Reading Comprehension activities for you.

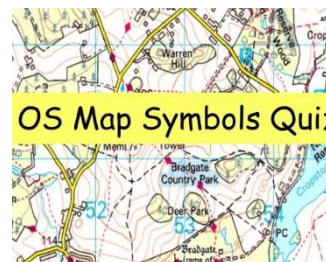


Watch the video on the school website that explains how you can access 'Serial Mash.' Serial Mash is a library on Purple Mash that has lots of activities for you to complete.

Geography

Map symbols Look at a map and find some symbols on it. What do they mean?

Could you create a picture quiz using map symbols that you have drawn?



Symbol	Name
Sch	

Maybe you could create a bingo board game to play with your family?

Could you create a matching pairs game?



DT - Food technology

Have a read of this website to learn about the Wimbledon traditions:

<https://www.bbc.co.uk/bitesize/articles/zhdbpg8>

Why not try making this Wimbledon inspired dessert? 'Eton Mess!'

<https://www.youtube.com/watch?v=TQNYxgb1Ztg>



Writing

Keep writing your lockdown diaries.

Maths

Mass challenge! Bake something where the recipe needs you to use exactly 200g of one ingredient. Post the recipe and a picture of your bake on the Baking Blog!



Baking Blog!

Lots of you have been baking at home and really are 'star bakers!' If you have a recipe to share, post it on the blog along with a photo of what you have made and any top tips you have. Happy baking!

Look out for the writing challenges on the Woodhouse Teacher blog every Monday and Wednesday. Email your best piece of writing to the Woodhouse Teacher by 3pm on Thursdays.



Don't forget to look at your year group's weekly timetable for White Rose Maths too!

Planned Play

We have added this section for children in Reception and Y1 who may need to do more of their learning through play-based activities. However, children of any age may enjoy them too!


This week's Planned Play is all about rhyming! Watch the video of Mrs Hirst reading a rhyming book to Marty the monkey. Then find as many books as you can from around your house that have rhyming words in them. Julia Donaldson often uses rhyme in her stories.

You will need:

- Paper or a notepad
- Different coloured pens

The set up:

- With your child write the alphabet in one colour going down the page. Then choose a 3 letter word that is easy to rhyme with e.g. bat or pen. Using another colour add the end of the word (the rhyme) to each letter of the alphabet that makes a real word. You could also make some funny alien words too!



Additional ideas to keep the play going:

- Draw a little picture to go with the words
- Find as many of the items around your house
- Play a rhyming game - one person starts by choosing a word and then you take it in turns rhyming with that word. The winner is the person who can keep adding new words

